


PRODUCT SPECIFICATION

MTC-68HD ENCL






Heavy Duty Enclosed Transport Cart for Insulated Trays

Feb 2016



Capacity



Tray	Cavity	Dimensions	# trays
	4	14.5x13x3	112
	5	14x11x2	136
	6	15x13.5x2.5	120
	Rock	14.25x9.5x1.75	200
	X-tray	14.25x9.5x2.25	160

Overall dimensions

53" H 68.5" W 33.25" D

Additional features



Weld/bracket reinforcements throughout the cart

Top rail as push/pull handle
Can see over cart



Easy to clean to sanitary surfaces

5 YEAR STRUCTURAL WARRANTY